

The Senator II



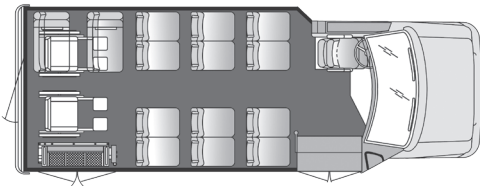
Built for Performance

When it comes to passenger convenience and comfort the Senator II delivers. Wide aisles and doors for easy accessibility, optional spacious luggage racks, large windows and straight side wall construction to maximize passenger shoulder space are just some of the benefits of the Senator II. If you need buses that perform well, look great and deliver on promises, look to the Senator II from StarTrans Bus.

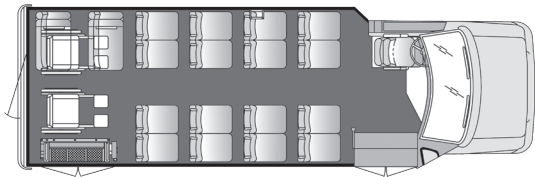


Meeting America's Transportation Needs
One Customer at a Time

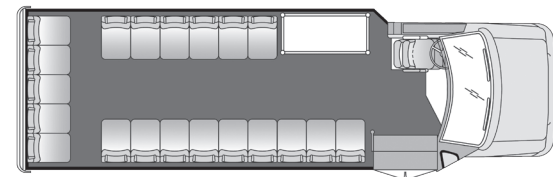
The Senator II



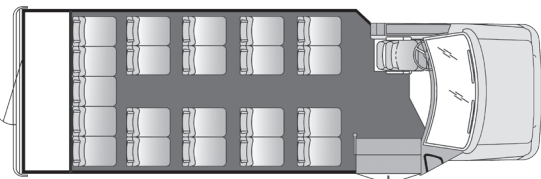
12 Passenger 2 Wheelchair Plus Driver
4 Passenger Foldaway Seats Plus Driver



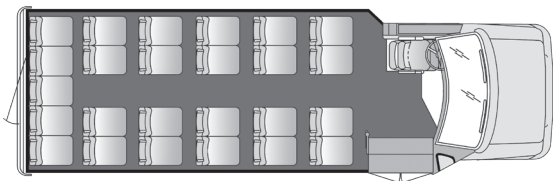
16 Passenger 2 Wheelchair Plus Driver
4 Passenger Foldaway Seats Plus Driver



20 Passenger with Interior Luggage Plus Driver



21 Passenger with Rear Luggage Plus Driver



25 Passenger Plus Driver



Industry Leading 5-Year/100K
Comprehensive Warranty

Standard Exterior Feature Highlights

- Fully welded corrosion-preventative coated steel cage construction with laminated sidewall structure meeting all applicable FMVSS requirements
- “Starview” drivers visibility window in front of entry door
- Electric actuated passenger entry door with full length glass
- 36" wide x 36" high upper double T-Slider tempered safety glass windows with climate control tint
- Black powder coated steel rear bumper
- Rear mud flaps
- Pre-painted white galvanized steel sidewalls and skirts
- Fiberglass front and rear caps
- One-piece seamless FRP (fiberglass reinforced plastic) roof
- Breakaway rearview mirrors with built-in convex
- Sealed LED stop, tail, and turn signal lights with reverse lights
- Exterior LED front and rear marker lights

Standard Interior Feature Highlights

- 93" interior width
- 80" interior floor to ceiling height with standard floor (raised floor is 75")
- Floor and wall seat track for flexible seating
- Black slip resistant floor covering
- 5/8" exterior grade plywood flooring
- Ceiling and rear wall fabric for sound abatement
- White step nosing at passenger door
- 1.25" left hand vertical passenger assist rail at entry door
- Intermotive FlexTech Electrical System
- LED Entry door step well lights
- LED driver and passenger area lighting
- Non-retractable seat belts

Popular Option Highlights

- Stainless steel wheel inserts
- Luggage storage areas (overhead luggage racks with reading lights, interior luggage racks, rear luggage area)
- Rear emergency door with window(s)
- Passenger area rear heat and air conditioning
- Complete rubber flooring
- Passenger grab rails
- Padded vinyl or FRP walls and ceiling
- Audio and video systems
- Mid back or high back seating
- ADA and FMVSS compliant wheel chair lifts and securement systems
- Fiberglass side walls and skirts

