



BLUE BIRD®
COMMERCIAL GROUP

CX2



Whether it's stop-and-go in the city, or long trips on the highway - the Blue Bird CX2 is ready for the task. Blue Bird crafts buses that are built to endure the job you've assigned to it, while providing exclusive features that directly enhance safety and durability for increased overall value. Plus, this bus features four different fuel types – Diesel, Gasoline, and Propane – making the Blue Bird CX2 a versatile product line that is sure to meet your needs and exceed your expectations.

MAXIMUM VISIBILITY

INCREASED
PASSENGER COMFORT

BUILT TO LAST STRUCTURE

REDUCED OPERATING
AND MAINTENANCE COSTS

ENHANCED SAFETY

SUPERIOR INSULATION
AND QUIETNESS

CONTEMPORARY
BUS DESIGN

BLUEBIRDCOMMERCIAL.COM

Visit us to find your local dealer.



Body Specifications

Capacity	Up to 48
Exterior Width	96"
Interior Width	90 3/4"
Aisle Width	Varies by Floor plan
Skirt Length	16 1/4", 19 3/4", 25 3/4"
Interior Height	77"
Overall Height	121"-128"
Front Overhang	45" with standard steel bumper
Rear Overhang	Varies by body length/wheelbase
Entrance Door	27" wide x 78" high/double electric outward opening
Rear Door	37" wide x 52" high
Exterior Mirrors	Manual, Optional heated remote operated
Flooring	5/8" plywood subflooring optional
Tire Size	11R22.5 (G) all-position radials
Alternator	240, 270, and 320 amps with 12 volts
Brakes	4-wheel hydraulic brakes with 4-channel anti-lock brake system; Air drum and air disc brakes available
Suspension	Soft ride front leaf spring suspension; Two-stage steel leaf rear spring suspension system (ratings varies by capacity); Air Suspension available
Steering	Tilt & telescoping steering column
Front Axle	Rating varies by capacity
Rear Axle	With hypoid, single reduction gears with broad range of ratios available to optimize powertrain performance (rating varies by capacity)
Wheel Cut	50°
GVWR	Up to 33,000 lbs.
Air Conditioning	Factory installed available

Diesel Specifications*

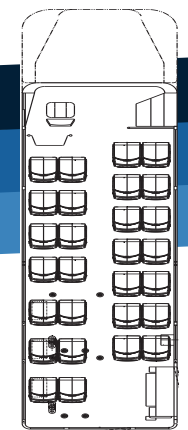
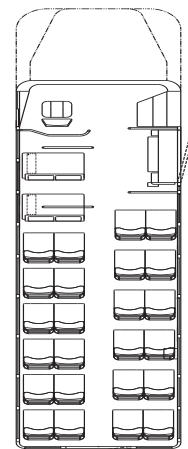
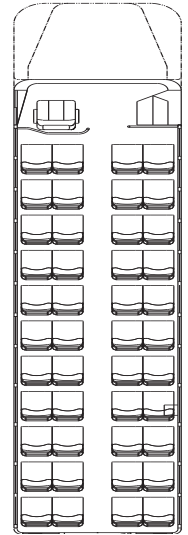
Engine	Cummins® B6.7 200-260 hp Cummins® V5.0 220 hp
Transmission	Allison® 2500 -5 speed automatic; Allison® 3000 -5 speed automatic; Eaton® Prociision™ -7 speed automatic
Wheelbase	169"/ 189"/ 217"/ 238"/ 252"/ 273"/ 280"
Fuel Tank	Standard 60-gallon, optional 100-gallon located between frame rails in rear overhang 45-gallon for 169" wheelbase

Gasoline Specifications*

Engine	Ford® three-valve 6.8L V10 Gasoline, 320 hp
Transmission	Ford® 6R140 - 6 speed automatic
Wheelbase	189" / 217" / 238" / 252" / 273" / 280"
Fuel Tank	Standard 60-gallon, optional 100-gallon located between frame rails in rear overhang

Propane Specifications

Engine	Ford® 6.8L with ROUSH CleanTech Liquid Propane Autogas Fuel System, 320 hp
Transmission	Ford® 6R140 - 6 speed automatic
Wheelbase	169"/ 189"/ 217"/ 238"/ 252"/ 273"/ 280"
Fuel Tank	Standard (usable) 67-gallon, optional 93-gallon located between frame rails in rear overhang, 47-gallon for 169" wheelbase



Specifications, features, illustrations and equipment shown in this brochure are based upon the latest available information at the time of printing. Although descriptions are believed to be correct, accuracy cannot be guaranteed. Blue Bird Body Company reserves the right to make changes at any time without notice. Some features mentioned herein are not available in all models. Please see your Blue Bird Dealer for details. Blue Bird Body Company does not represent or warrant that its products are fit for a particular purpose. Purchaser must independently determine the suitability of the Blue Bird products for their particular application. All images contained herein are either owned by Blue Bird Body Company or used under a valid license. All trademarks used herein are registered trademarks of Blue Bird Body Company. It is a violation of federal law to reproduce these images without express written permission from Blue Bird Body Company. CB-CX2 © 2017 Blue Bird Corporation